


Mini Gym Instructions

Initial results suggest that 5 pairs of mini Gyms (10 pack) should be used in a single brood box. This number may go down when we see the results from studies later this season (2017). The best results so far come from hives where the mini Gyms have been installed for 7 months or more.

The mini Gyms attach to each other to make a pair, either side of foundation wax or drawn comb. It is simple to attach them to foundation; drawn comb is a little bit more involved.

Below is a diagram of the 'ideal' positions for the mini Gyms in an 11 frame brood box. They are attached towards the bottom of the comb in order to position them as close to the mesh floor as possible. This means that mites dislodged from the bees are more likely to fall through the mesh floor.




Positions for 10 mini Gyms in an 11 frame Brood box (looking down from above)

I have been adding them in when replacing old comb this Spring. In this case it is easy to attach a pair of mini Gyms to foundation, the pair should be positioned so that they straddle a section of frame wire, this makes them very hard to remove.

When doing a split or making up a nucleus colony the full amount of mini Gyms can easily be added in one go.

You can push in a single mini Gym and the worker bees usually re-enforce it with wax, but sometimes they fall out. They are designed to be used in pairs.




Mini Gyms straddle a frame wire then lock together.

Attaching mini Gyms to thicker comb.

I usually shake/brush off some of the bees and use a frame clamp to stand the frame upright, then push a pair of mini Gyms together. The aim is still to attach them in a part of the comb where there is a frame wire.

If you're trying to attach 2 minis into thick comb, insert a cocktail stick into the socket of a mini Gym, then push it through the comb. The cocktail stick helps clear the cell out so that when you have removed it you can see where to attach the second mini Gym. I usually locate the mini Gyms in empty comb or food cells rather than brood cells.



A pair of mini Bee Gyms in position on foundation, seen from below.